




Idea Development

Horumarinta fikradda

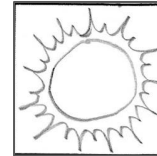

Name/Magaca:

1 **Generate ideas/Abuur fikradaha** — maximum of 50%/ugu badnaan 50%





Number of **words**/Tirada ereyada → ____ ÷ 3

= ____ %



Number of **simple** sketches/Tirada jajakka fudud → ____ × 2%

= ____ %



Number of **better** sketches/Tirada jajakka ka fiican → ____ × 4%

= ____ %

2 **Select the best and join together ideas**

Xulo fikradaha ugu fiican oo ku soo wada biir

Circle the **best** ideas

Goobo geli fikradaha ugu fiican

circled/wareegga

= 5%

Link into **groups** of ideas

Ku xidho kooxo fikrado ah

linked/ku xiran

= 5%

3 **Print reference images/Daabac sawirada tixraaca** — maximum of 8 images/ugu badnaan 8 sawir

____ images/sawirro x 5%

= ____ %

4 **Thumbnail compositions/Waxyaabaha qoraallada thumbnail** — maximum of 10/ugu badnaan 10

____ thumbnails x 8%

= ____ %

5 **Rough copy/Nuqul aflagaado ah** — great quality or better/tayo fiican ama ka fiican

____ drawing/sawir x 25%

= ____ %

Total/Wadarta = ____ %

NOTE: If you simply copy a picture from the internet, your mark drops to 25%.

FIIRO GAAR AH: Haddii aad si fudud sawir uga soo qaadatid internetka, calaamaddaadu waxay hoos ugu dhacaysaa 25%.

Generate ideas/*Abuur fikradaha!*

Use lists, a web map, or simple drawings to come up with a LOT of ideas! If you already have an idea in mind, choose that as your central theme and expand upon it. Let your ideas wander - one idea leads to another. Drawings can be details of source images, different viewpoints, textures, technical experiments, etc.

Adeegso liistooyin, khariidad shabakad, ama sawirro fudud si aad ula soo baxdo fikrado badan! Haddii aad fikrad hore u haysid fikrad ahaan, u doorta taas inay tahay udub dhexaadkaaga oo aad ku ballaadhiso dookheeda. Fikradahaagu ha wareegaan - hal fikrad ayaa mid kale u horseedda. Sawiradu waxay noqon karaan faahfaahinta sawirada isha, aragtida kala duwan, qoraalka, tijaabooyinka farsamada, iwm.

Adding up points for ideas/*Isugeynta qodobbada fikradaha:*

Number of **words**/*Tirada ereyada* → ____ ÷ 3 = ____ %
Number of **simple** sketches/*Tirada jajibka fudud* → ____ × 2% = ____ %
Number of **better** sketches/*Tirada jajibka ka fiican* → ____ × 4% = ____ %

Select the best/*Xulo waxa ugu fiican*

Draw circles or squares around your best ideas

Ku sawir goobaabo ama labajibbaarayaasha hareeraha fikradahaaga ugu fiican

You have selected the best 3-7 ideas = 5%

Waxaad dooratay fikradaha 3-7 ugu fiican = 5%

Link the best into groups/*Ugu xariir ugu fiican kooxaha*

Draw dashed or coloured lines to link your best ideas into groups that could work well together

Sawir xariijin jajaban ama midab leh si aad ugu xiriiriso fikradahaaga ugu fiican kooxo sifiican u wada shaqeyn kara.

You have joined the best ideas with lines = 5%

Waxaad ku biirtay fikradaha ugu fiican xariiqyo = 5%

Print references/*Daabac tixraac*

- Print **SIX** reference images so you can accurately observe the challenging parts of your artwork. Taking and using your own photographs is preferred, but image searches are also fine.
Print lix images tixraaca si aad si sax ah u arki karaan meelaha ugu babac ee farshaxanka. Qaadashada iyo isticmaalka sawirrada adiga kuu gaar ah waxaa la doorbiday, laakiin baaritaan image ayaa sidoo kale ganaax.
- **Do not simply copy a picture that you find.** The idea is to edit and combine source images to create your own artwork. If you simply copy a picture, you are plagiarizing and will earn a zero for your idea generation and any criteria involving creativity in your final artwork.
Si fudud ha u nuqulin sawirka aad aragtid. *Fikradda ayaa ah in la saxo oo la isku daro sawirrada isha si loo abuuro farshaxankaaga. Haddii aad si fudud u nuquliso sawir, waad khiyaameyneysaa oo waxaad ku kasban doontaa eber jilkaaga fikirka iyo wixii shuruudo ah ee la xiriira hal-abuurka farshaxankaaga ugu dambeeya.*
- Up to half of your pictures may be of drawings, paintings, or other artworks of others to use as inspiration. The other images must be realistic photographs.
Illaa kala bar sawiradaada waxay noqon karaan sawirro, rinjiyeyn, ama farshaxanno kale oo dadka kale u isticmaalaan sidii dhiirigelin. Sawirada kale waa inay ahaadaan sawirro macquul ah.
- You must hand in the **printed** copy of the images to earn the marks.
Waa inaad keentaa nuqulka daabacan ee sawirada si aad u kasbato calaamadaha.


Number of reference photos/*Tirada Tirada sawirrada reference* → ____ × 5% = ____%

Thumbnail compositions/*Waxyaabaha qoraallada thumbnail*

- Create **TWO or more** thumbnail drawings anywhere in the idea development section.
Abuur labo ama laba sawir oo sawir yar meelkasta qeybta fikradda horumarinta.
- These should be based on combinations of ideas that you come up with. Include your **background**.
Kuwani waa in lagu saleeyaa isku fikrado ah in aad la timaado. Waxaa ka mid ah asalka.
- Experiment with unusual angles, viewpoints, and arrangements to help make your artwork stand out.
Tijaabo leh xaglo aan caadi ahayn, aragtiyo, iyo qaban-qaabooyin kaa caawinaya ka dhigista farshaxankaagu inuu soo baxo.
- Draw a frame around your thumbnails to show the edges of the artwork.
Waxaad ku sawirtaa xirmooyin suulkaaga hoose si aad u tusto cidhifyada farshaxanka.

Adding up points for THUMBNAIL drawings/*Isku darista dhibco ee sawirada THUMBNAIL*

Number of **thumbnail** drawings/*Tirada sawirada suulka umb* → ____ × 8% = ____%



Rough drawing/Sawir xumo

- Take the best ideas from your thumbnails and combine them into an improved rough copy.
Ka soo qaado fikradaha ugu fiican suulkaaga oo iskudhax nuqul sifiican loo hagaajiyay.
- Use this to work out the bugs and improve your skills before you start the real thing.
U adeegso tan si aad uga shaqeyso kutaanta oo aad u horumariso xirfadahaaga kahor intaadan bilaabin waxa dhabta ah.
- If you are using colour, use paint or coloured pencil to show your colour scheme.
Haddii aad isticmaaleyso midab, isticmaal rinji ama qalin midab leh si aad u muujiso qorshahaaga midabka.
- Draw in a frame to show the outer edges of your artwork.
Ku sawir sadarka si aad u muujiso geesaha kore ee farshaxankaaga.
- **Remember to choose a non-central composition.**
Xususnow inaad doorato halabuurka udub-dhexaadka ah.

Examples of ROUGH drawings/Tusaalooyinka sawirka adag

Rough drawing/Sawirro adag → up to 25% = ____%

